

DEPARTMENT OF EDUCATION OF THE CITY OF NEW YORK

PABLO CASALS MIDDLE SCHOOL 181

800 Baychester Avenue
Bronx, New York 10475

Christopher Warnock
Principal

(718) 904 - 5600
FAX (718) 904 - 5620
E - Mail: cwarnoc@schools.nyc.gov

Rachel Philbert
Nelson Medina
Jennifer Kirrane
Constantine Kouvatso
Christine Jones I/A
Assistant Principals

Dear Parent/Guardian,

We hope that your upcoming summer vacation is enjoyable and safe. We expect our students to maintain their literacy skill level during this time. To achieve this goal, the Pablo Casals 181 Literacy Department has mandated summer assignments.

The reading comprehension activities in this packet are based on the following novels:

A Summer Life by Gary Soto

All assignments can be found on the following site:

<http://welcometo181.weebly.com>

Your child's literacy teacher will collect the summer work the second week of school. This is an essential first step on the path to success at MS 181. The assessments will constitute an important part of the first marking period grade and it is essential that your child complete all summer assignments and submit them on time!

Have a wonderful summer vacation. We look forward to seeing you in September!

Sincerely,

Jennifer Kirrane, Assistant Principal, Literacy

A Summer Life by Gary Soto – Grade 7 Summer Reading Assignments

Part 1 – Graphic Organizers – Choose a different short story in A Summer Life for each of the following:

1. Complete the “My Questioning Tower” graphic organizer based upon ONE short story in the book.
2. Choose 1 character that you have read about. Complete the “Character I.D.” graphic organizer.
3. Choose 1 character from the short stories you have read about in A Summer Life. Complete the “Character Web”.
4. Choose one short story and complete the “Plot Graph” graphic organizer.

Part 2 - Respond to three of the following prompts. You must choose a different short story for each response. Identify which story you have chosen. Respond to each prompt on a separate piece of paper.


1. Pick a scene in which you disagreed how a character handled a situation/person and rewrite it in the way you think it should have happened.
2. How would the story be different if told through another character's eyes?
3. Explain a character's problem and then offer your character advice on how to solve his/her problem.
4. Why do you think the author wrote this story? What is the author's purpose? What lesson can be learned from reading this story?

My Questioning Tower

Things to think about and answer

BEFORE reading:

- What predictions can you make at this point?
- Is this text fiction or non-fiction? How do you know?
- What do you already know about this topic?
- What questions do you have right now?




BEFORE

Things to think about and answer

DURING reading:

- What has happened so far?
- What are you wondering now?
- Can you summarize what has happened?
- What is the most important idea so far?
- What new facts have you discovered?




© TeacherPrintables.net Graphic Organizers

DURING

Things to think about and answer

AFTER reading:

- Were any of your predictions correct? What were the main ideas or themes of this text?
- What connections did you make while reading?
- What are you still wondering about? Will you recommend this text to someone else?



AFTER

Character ID.

Photo

PERSONALITY INFO

Character Trait

Character Trait

Text Evidence:

Text Evidence:

MOST MEMORABLE MOMENT

PERSONAL INFO

Character Name: _____

Address: _____

Date of Birth: _____ Age: _____

Appears in the Book _____

By the Author: _____

CHANGES/GROWTH THIS CHARACTER EXPERIENCED

At the Beginning

In the Middle

By the End

Character Web

Name: _____

Instructions: Choose a character from your reading. Write the character's name in the oval. Now fill the connecting boxes with things that you have learned about that character. Be sure to give proof from your reading to support each idea.

Blank writing area with horizontal lines.

Blank writing area with horizontal lines.

Title: _____

Character Name

Author: _____

Blank writing area with horizontal lines.

Blank writing area with horizontal lines.

Name: _____

Instructions: Complete the plot graph to show how your story developed.

Plot Graph

Title: _____

Author: _____

Climax

Falling Action

Rising Action

Closing Events

Opening Events

Problem

My Favorite Scene:

